

Overview - Public Entities Quarterly Reporting

Approved receipts

1 126,0 8,7%

Approved spending

1 151,9 32,3%

Surplus/(deficit)

-25,9

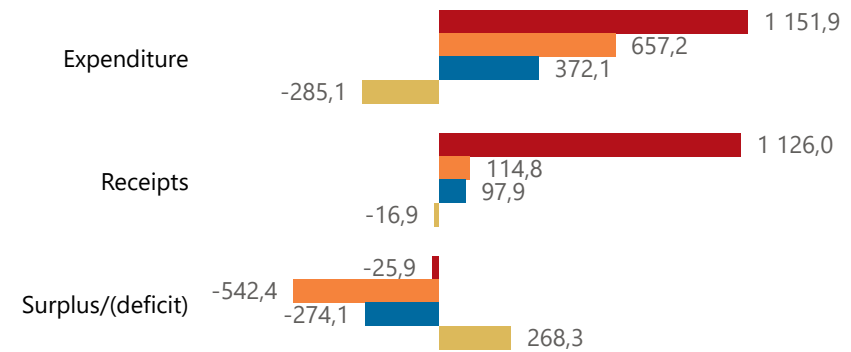
- ☐ R billion
- ☒ R million
- ☐ R thousand




national treasury
Department:
National Treasury
REPUBLIC OF SOUTH AFRICA

Consolidation

● Approved ● Forecast ● YTD ● Variance



Composition of receipts



Quarter

1

Cluster

All

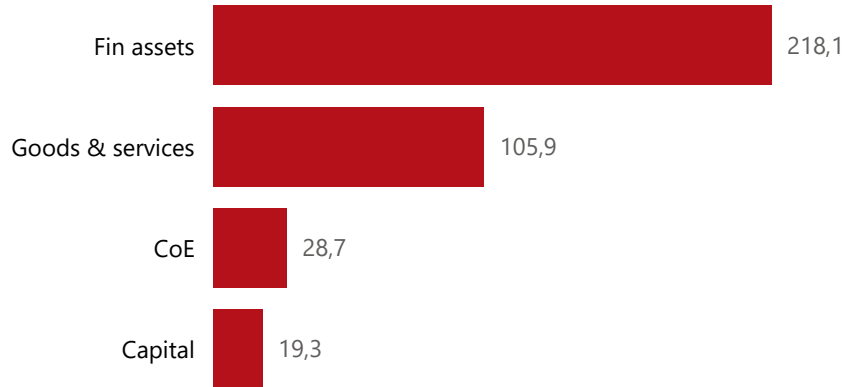
Department

Communications and Digital Techno...

Entity

Broadband Infraco Limited

Composition of spending



Functional grouping



Spending by PFMA schedule



Public Entities Receipts

Approved sales of G&S

(Blank)

0,0%

Approved transfers

(Blank)

(Blank)



national treasury

Department:
National Treasury
REPUBLIC OF SOUTH AFRICA

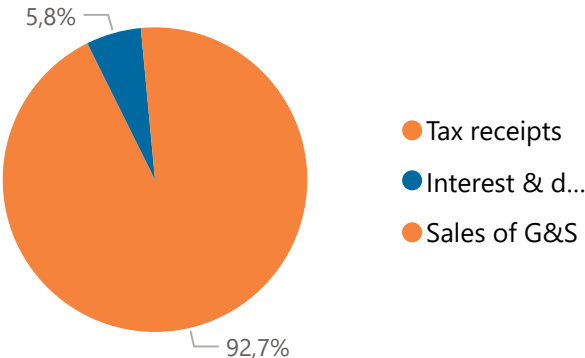
- ☐ R billion
- ☒ R million
- ☐ R thousand

Actual vs Forecast

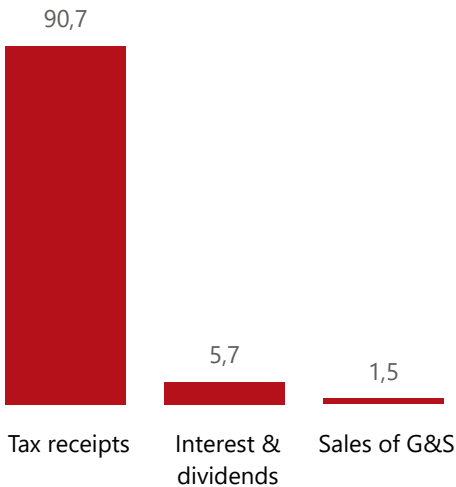
● Approved ● Forecast ● YTD ● Variance



Composition of receipts



Top 5 Receipts



Quarter

1

Cluster

All

Department

Communications and Digital Techno...

Entity

Broadband Infraco Limited

Top 5 Transfers

Receipts

Level 3	Approved	YTD	% YTD
+ Tax receipts	518,8	90,7	92,7%
+ Interest & dividends		5,7	5,8%
+ Sales of G&S		1,5	1,5%
+ Fin transactions	607,2		
Total	1 126,0	97,9	100,0%

Top 10 Entities

Broadband Infraco Limited

97,9

Public Entities Spending

Approved CoE

163,9

17,5%

Approved G&S

542,6

19,5%

Approved transfers

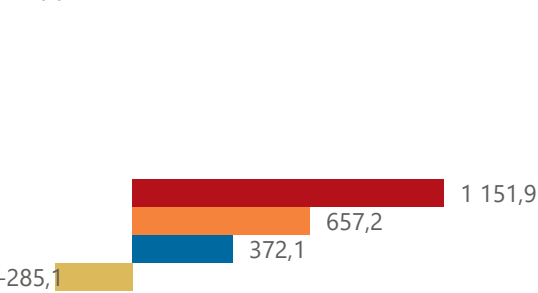
2 252,0

8,7%

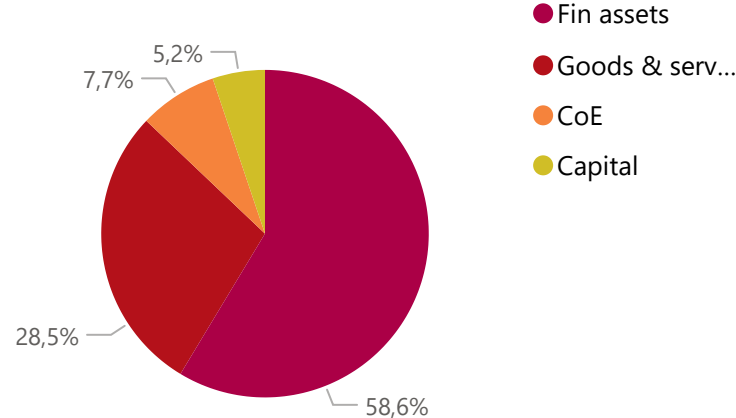
- ☐ R billion
- ☒ R million
- ☐ R thousand

Actual vs Forecast

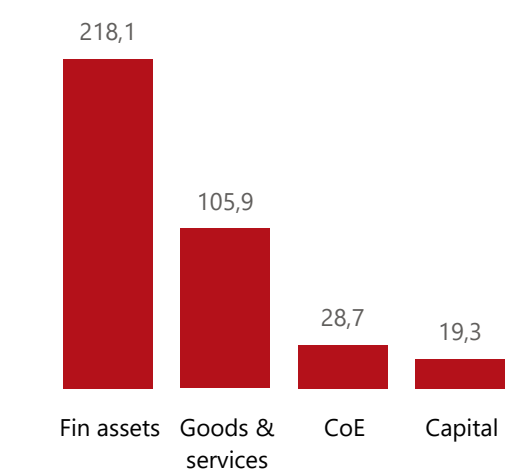
● Approved ● Forecast ● YTD ● Variance



Composition of spending



Top 5 Goods & services



Quarter

1

Cluster

All

Department

Communications and Digital Techno...

Entity

Broadband Infraco Limited

Capital assets

● YTD ● Forecast



Spending

Level 3

- ☒ Fin assets
- ☒ Goods & services
- ☒ CoE
- ☒ Capital

Total

Top 10 Entities

Broadband Infraco Limited

372,1